

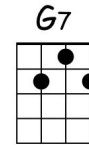
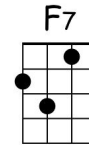
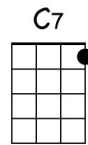
"I Feel Good" - By James Brown

AS SEEN ON



VERSE 1

C7
 Wow! I feel good, I knew that I would, now
F7 **C7**
 I feel good, I knew that I would, now
G7 **F7** **C** (Play Solo Lick)
 So good, so good, I got you



VERSE 2

C7
 Wow! I feel nice, like sugar and spice
F7 **C7**
 I feel nice, like sugar and spice
G7 **F7** **C** (Play Solo Lick)
 So nice, so nice, I got you

SOLO LICK IN TABLATURE

SAXOPHONE LICK: Play 2x then go to bridge

BRIDGE:

F7 **C7**
 When I hold you in my arms I know that I can do no wrong
F7 **G7 (stop)** **G7 (Stop)**
 And when I hold you in my arms...My love won't do you no harm

VERSE 3

C7
 And I feel nice, like sugar and spice
F7 **C7**
 I feel nice, like sugar and spice
G7 **F7** **C** (Solo Lick)
 So nice, so nice, I got you



Want to "Uke Like the Pros"?
Let's go deeper by understanding the song's structure

Box Notation/4 beats each box
Count & follow along (see the "bouncing ball" to keep your place)

CHORD CHART: VERSE (12 bar blues with the RIFF at the end)

C7	C7	C7	C7
F7	F7	C7	C7
G7	F7	RIFF FOR TWO BARS	RIFF FOR TWO BARS

CHORD CHART: BRIDGE (8 bar bridge with breaks/hits at for the last two bars)

F7	F7	C7	C7
F7	F7	G7 (BREAK ON BEAT ONE)	G7 (BREAK ON BEAT TWO)